

# So Easy to Use!

Everything you need to frame and hang your artwork is included:



Insert your artwork into the floaterframe using spacers to evenly align.



Attach your artwork to the frame with the screws provided. (Pre-drilling pilot holes is recommended)



Attach screw eyes, wire and hang!

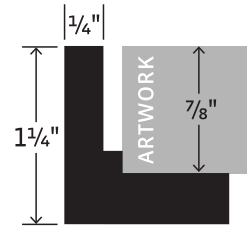
Includes wood screws, hanging hook, nail, 20 lb. hanging wire, bumper pads, small screw eyes and risers for flat panels, 3/4" panels and canvas\*

\*(Included only in 3/8" bold and thin frames)

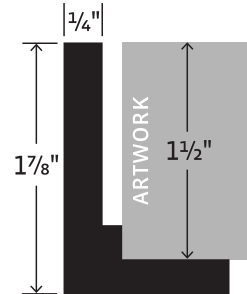
For more detailed instructions and more information on the floaterframe, please visit <http://ampersandart.com/floaterframe>

## Choose the perfect size to display your artwork

**THIN EDGE - 1/4" FACE**

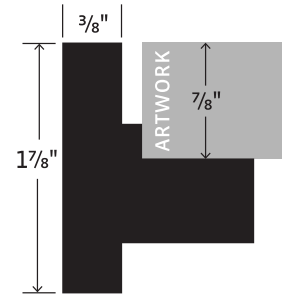


1 1/4" FRAME PROFILE  
FITS UP TO 7/8" DEEP ARTWORK

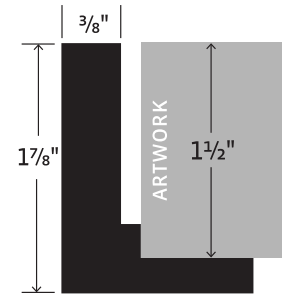


1 7/8" FRAME PROFILE  
FITS UP TO 1 1/2" DEEP ARTWORK

**BOLD EDGE - 3/8" FACE**



1 7/8" FRAME PROFILE  
FITS UP TO 7/8" DEEP ARTWORK



1 7/8" FRAME PROFILE  
FITS UP TO 1 1/2" DEEP ARTWORK

### Available in Five Frame Sizes:

8x8 8x10 11x14 12x12 16x20

### Available in Three Colors:



Connect with us: <http://ampersandart.com/connect>



For outstanding customer care, please contact us:

1235 S. Loop 4, Suite 400  
Buda, TX 78610 USA

800-822-1939 or 512-322-0278

<http://ampersandart.com>

[bords@ampersandart.com](mailto:bords@ampersandart.com)

# floaterframe

Simple. Elegant. Perfect Fit.

## Finally . . . a frame designed for wood panels!

Also works great with flat panels and canvas!



From the most trusted name in wood panels

**Ampersand**<sup>™</sup>  
Extraordinary surfaces for your art.

# floaterframe

the all-in-one framing solution!

Floaterframe is the only do-it-yourself frame specifically designed for wood panels. Other frames on the market often damage the wood panel, are difficult to attach, and are rarely the correct profile. After years of receiving inquiries from artists struggling with existing frames, Ampersand focused on developing the perfect solution to frame artwork created on a wood cradled panel.

Made with premium hardwood, the quality of floaterframe is immediately evident. Every detail has been designed and engineered to give you a simple, all-in-one framing solution that protects your artwork while giving it the finished look it richly deserves.

- Specifically designed by Ampersand for use with wood panels.
- All of the mounting and hanging hardware is provided to quickly and easily attach your artwork to the floaterframe and hang it. Floaterframes are a complete solution with everything you need in one box!
- A complete framing system to hang flat panels and thin profile artwork included in all 7/8" deep frames.
- Available in Maple, Black and White finishes and in two elegant styles: a thin 1/4" defined face and a bold 3/8" dramatic face.
- Easily accommodates artwork with profiles up to 7/8" and 1 1/2".



◀ bold

**BOLD** edge  
dramatic elegance




thin ▶

**THIN** edge  
defined elegance



## WIDER BASE

The expanded frame base allows you to attach the artwork in the center of the panel cradle frame minimizing the damage to your artwork that occurs with conventional frames.




## DEEPER RABBET

The deeper rabbet provides the perfect depth to position the face of your artwork just below the frame edge for 7/8" and 1 1/2" profile artwork. This protects your artwork while displaying it at its best.



## COUNTERSUNK HOLES

Pre-drilled countersunk holes ensure that your artwork attaches easily to the frame and allows it to hang flush against the wall.



artwork by Scott Gellatly

 Ampersand